

## DRINKING WATER SAMPLING REPORT

Administration Building  
151 Don Connor Boulevard  
Jackson, New Jersey 08527

### Report Date

April 29, 2025

### Partner Project No.

24-447445.1

### Prepared for:

Jackson Township Board of Education  
Jackson, New Jersey 08527



Building  
Science



Environmental  
Consulting



Construction &  
Development



Energy &  
Sustainability



April 29, 2025

Anthony Bruno  
Jackson Township Board of Education  
151 Don Connor Boulevard  
Jackson, New Jersey 08527

Subject: Drinking Water Sampling Report  
Administration Building  
151 Don Connor Boulevard  
Jackson, New Jersey 08527  
Partner Project No. 24-447445.1

Dear Anthony Bruno,

Partner Engineering and Science, Inc. (Partner) is pleased to provide the *Drinking Water Sampling* of the abovementioned address (the "Subject Property"). This sampling event was performed in general conformance with the scope and limitations as detailed in our fee proposal. This inspection included a site reconnaissance as well as sampling and analysis. An assessment was made, conclusions stated, and recommendations outlined, as required.

This survey included a site reconnaissance as well as sampling and analysis. An assessment was conducted, conclusions stated, and recommendations outlined, as necessary.

We appreciate the opportunity to provide industrial hygiene services to Jackson Township Board of Education. If you have any questions concerning this report, or if we can assist you in any other matter, please contact me at (908) 497-8904.

Sincerely,

Partner Engineering and Science, Inc.

Dan Bracey, CIH, CSP, CHMM  
Technical Director  
EHS Solutions

## EXECUTIVE SUMMARY

---

Partner presents our report for this Drinking Water Sampling Report of Administration Building located at 151 Don Connor Boulevard on February 8, 2025. Samples were collected according to the "New Jersey Department of Education N.J.A.C. 6A:26" requirements for testing of lead in New Jersey Schools and the "USEPA 3Ts for Reducing Lead in Drinking Water in Schools" recommendations, as well as the Safe Drinking Water Act of 1974.

The first sample at each fixture was a "first draw" which was collected directly from the fixture without letting the water run or flush. The second sample was collected after letting the water run (flush) for thirty seconds. This sample evaluates the lead in water from the water purveyor and the pipes outside the building. The samples collected were analyzed by EUROFINs Built Environment Testing, New Jersey located in Mt. Laurel, New Jersey for analysis of lead content using ASTM Method D3559-15D for lead in drinking water. The action level for lead has been set at 15 parts per billion (ppb). According to the USEPA, given present technology and resources, this level is the lowest level to which water systems can reasonably be required to control this contaminant should it be present in drinking water.

Sample analysis indicated that measured lead concentrations did not exceed the USEPA Action Level of 15 ppb for lead at the Administration Building. No further action is recommended at this time. If additional outlets are added, or changes to existing outlets occur, the Client must perform lead sampling for those outlets.

# TABLE OF CONTENTS

---

<b>1.0</b>	<b>INTRODUCTION .....</b>	<b>1</b>
1.1	Subject Property Description.....	1
1.2	Purpose and Scope .....	1
<b>2.0</b>	<b>METHODOLOGY .....</b>	<b>2</b>
<b>3.0</b>	<b>ANALYTICAL RESULTS / CONCLUSIONS AND RECOMMENDATIONS .....</b>	<b>3</b>
3.1	Conclusions and Recommendations .....	3
<b>4.0</b>	<b>LIMITING CONDITIONS.....</b>	<b>4</b>
<b>5.0</b>	<b>SIGNATURES OF PROFESSIONALS .....</b>	<b>5</b>

The following Appendices are attached at the end of this report.

## **Appendices**

- Appendix A:** Table 1 – Analytical Results Table  
**Appendix B:** Laboratory Analysis and Chain-of-Custody  
**Appendix C:** Sample Location Diagram

# 1.0 INTRODUCTION

---

## 1.1 Subject Property Description

<b>Address:</b>	151 Don Connor Boulevard, Jackson, NJ
<b>Nature of Use:</b>	School
<b>Walk-Through Inspector:</b>	Hunter Hostage
<b>Walk-Through Date:</b>	January 14, 2025
<b>Sampling Conducted By:</b>	Juan Jimenez & Jeremy Jordan
<b>Sampling Date :</b>	February 8, 2025

## 1.2 Purpose and Scope

The purpose of this drinking water sampling event was to sample and analyze drinking water for a determination of lead content for comparison with the USEPA Action Level as defined by the National Primary Drinking Water Regulations (NPDWR - 40 CFR Chapter I, Part 141), in addition to the "New Jersey Department of Education N.J.A.C. 6A:26" requirements for testing of lead in New Jersey Schools and the "USEPA 3Ts for Reducing Lead in Drinking Water in Schools". The NPDW set a Maximum Contaminant Level Goal (MCLG) for each listed contaminant, which identifies a level of that contaminant in drinking water below which there is no known or expected risk to health. MCLGs allow for a margin of safety and are non-enforceable public health goals. The MCLG for lead has been set at zero ppb. Since lead contamination generally occurs from corrosion of onsite lead pipes, or lead-based solder on fittings and fixtures, it cannot be directly detected or removed by the municipal water system. Instead, the USEPA is requiring municipal water systems to control the corrosiveness of their water if the level of lead at the tap exceeds an Action Level.

The action level for lead has been set at 15 parts per billion (ppb). According to the NPDWR Lead and Copper Rule (LCR), given present technology and resources, this level is the lowest level to which water systems can reasonably be required to control this contaminant should it be present in drinking water.

## 2.0 METHODOLOGY

---

Select drinking water samples were collected according to the "New Jersey Department of Education N.J.A.C. 6A:26" requirements for testing of lead in New Jersey Schools and the "USEPA 3Ts for Reducing Lead in Drinking Water in Schools" recommendations, as well as the LCR Monitoring requirements for lead in tap water (40 CFR Part 141, Subpart I, § 141.86(b)).

The first sample at each fixture was a "first draw" which was collected directly from the fixture without letting the water run or flush. The second sample was collected after letting the water run (flush) for thirty seconds. This sample evaluates the lead in water from the water purveyor and the pipes outside the building. Ideally, the water had not been used for the past eight hours prior to sampling and not longer than 48 hours prior to sampling. Partner made a reasonable effort to determine whether the stagnation preconditions were able to be met prior to conducting sampling.

Sample bottles were provided by EUROFINS Built Environmental Testing located in Mt. Laurel, New Jersey with an appropriate preservative for lead in drinking water sampling. After collection, sample bottles were labeled with a unique identifier and transferred under chain of custody conditions to EUROFINS Built Environmental Testing located in Mt. Laurel, New Jersey for analysis by ASTM Method D3559-15D. The laboratory results and chain of custody are contained in **Appendix B**.

## 3.0 ANALYTICAL RESULTS / CONCLUSIONS AND RECOMMENDATIONS

---

During the course of this site visit, Partner collected water samples at 3 locations. Partner did not attempt to disassemble mechanical equipment, open plumbing pipe chases, or assess materials within wall voids.

Sample names and their respective locations were updated from the 2021 sampling event based on relevant known plumbing information as provided by the Administrative Building and the site guide.

A total of 6 drinking water samples were collected from Administrative Building on February 8, 2025. A total of 3 samples were analyzed. The analytical results for all samples collected are listed in **Table 1** in **Appendix A**. Sample locations are depicted on the diagram included in **Appendix C**.

### 3.1 Conclusions and Recommendations

Sample analysis indicated that measured lead concentrations did not exceed the USEPA Action Level of 15 ppb for lead at Administrative Building. No further action is recommended at this time. If additional outlets are added, or changes to existing outlets occur, the Client must perform lead sampling for those outlets.

## 4.0 LIMITING CONDITIONS

---

No warranties expressed or implied, are made by Partner or its subcontractor, EUROFINS Built Environmental Testing, or their employees as to the use of any information, apparatus, product, or process disclosed in this report. Every reasonable effort has been made to assure correctness. This survey is limited by the scope discussed by the client. It was prepared for the sole use and benefit of the Client. Neither this report nor any of the information contained herein shall be used or relied upon for any purpose by any persons or entities other than the Client.

Property and climate conditions, as well as local, state, and federal regulations, can change significantly over time. Therefore, the recommendations and conclusions presented as a result of this study apply strictly to the environmental regulations and property conditions existing at the time the study was performed. Available information has been analyzed using currently accepted industry assessment techniques and it is believed that the inferences made are reasonably representative of the property. Partner and its subcontractor EUROFINS Built Environmental Testing and their employees/representatives bear no responsibility for the actual condition of the structure or safety of this site pertaining to water quality contamination regardless of the actions taken by the inspection team or the client. Partner makes no warranty, expressed or implied, except that the services have been performed in accordance with generally accepted assessment practices applicable at the time and location of the study.



## 5.0 SIGNATURES OF PROFESSIONALS

---

Partner has performed lead-in-drinking water sampling on the property at 151 Don Connor Boulevard, Jackson, New Jersey in general conformance with the scope and limitations of the protocol and the limitations stated earlier in this report. Exceptions to or deletions from this protocol are discussed earlier in this report.

Prepared By:

**Partner Engineering and Science, Inc.**



Juan Jimenez  
Industrial Hygienist

Reviewed by:



Angelica Rosaperez, ASP  
Project Manager

## APPENDIX A: TABLE 1 – ANALYTICAL RESULTS TABLE

---

Table 1: Analytical Results		
Sample Name	Location	Results (ppb)
AB-WF-01	Main Entrance	<1.00
AB-BF-02	Main Entrance	<1.00
AB-S-03	Lounge	4.40

*ppb=parts per billion*

## **APPENDIX B: LABORATORY ANALYSIS AND CHAIN-OF-CUSTODY**

---



### CERTIFICATE OF ANALYSIS


Client: Partner Engineering and Science  
929 Asbury Ave  
Asbury Park NJ 07712  
  
Client: PAR929


Report Date: 2/19/2025  
Report No.: 709691 - Lead Water  
Project: 2024 Jackson LIDW-Admin Bldg  
Project No.: 24-447445.1

### LEAD WATER SAMPLE ANALYSIS SUMMARY

<b>Lab No.:</b> 7821122 <b>Client No.:</b> AB-WF-01	<b>Location:</b> Main Entrance * Sample acidified to pH <2.	<b>Result(ppb):</b> <1.00
<b>Lab No.:</b> 7821123 <b>Client No.:</b> AB-WF-01-F	<b>Location:</b> Main Entrance * Sample acidified to pH <2.	<b>Result(ppb):</b> Sample Not Analyzed
<b>Lab No.:</b> 7821124 <b>Client No.:</b> AB-BF-02	<b>Location:</b> Main Entrance * Sample acidified to pH <2.	<b>Result(ppb):</b> <1.00
<b>Lab No.:</b> 7821125 <b>Client No.:</b> AB-BF-02-F	<b>Location:</b> Main Entrance * Sample acidified to pH <2.	<b>Result(ppb):</b> Sample Not Analyzed
<b>Lab No.:</b> 7821126 <b>Client No.:</b> AB-S-03	<b>Location:</b> Lounge * Sample acidified to pH <2.	<b>Result(ppb):</b> 4.40
<b>Lab No.:</b> 7821127 <b>Client No.:</b> AB-S-03-F	<b>Location:</b> Lounge * Sample acidified to pH <2.	<b>Result(ppb):</b> Sample Not Analyzed

Please refer to the Appendix of this report for further information regarding your analysis.

Date Received: 2/11/2025  
Date Analyzed: 02/19/2025  
Signature:   
Analyst: Chad Shaffer

Approved By:   
Frank E. Ehrenfeld, III  
Laboratory Director

## CERTIFICATE OF ANALYSIS

Client: Partner Engineering and Science  
929 Asbury Ave  
Asbury Park NJ 07712  
  
Client: PAR929

Report Date: 2/19/2025  
Report No.: 709691 - Lead Water  
Project: 2024 Jackson LIDW-Admin Bldg  
Project No.: 24-447445.1

## Appendix to Analytical Report:

### Customer Contact:

Analysis: AAS-GF - ASTM D3559-15D

This appendix seeks to promote greater understanding of any observations, exceptions, special instructions, or circumstances that the laboratory needs to communicate to the client concerning the above samples. The information below is used to help promote your ability to make the most informed decisions for you and your customers. Please note the following points of contact for any questions you may have.

**iATL Customer Service:** customerservice@iatl.com

**iATL Office Manager:** ?wchampion@iatl.com

**iATL Account Representative:** House Account

**Sample Login Notes:** See Batch Sheet Attached

**Sample Matrix:** Water

**Exceptions Noted:** See Following Pages

### General Terms, Warrants, Limits, Qualifiers:

General information about iATL capabilities and client/laboratory relationships and responsibilities are spelled out in iATL policies that are listed at [www.iATL.com](http://www.iATL.com) and in our Quality Assurance Manual per ISO 17025 standard requirements. The information therein is a representation of iATL definitions and policies for turnaround times, sample submittal, collection media, blank definitions, quantification issues and limit of detection, analytical methods and procedures, sub-contracting policies, results reporting options, fees, terms, and discounts, confidentiality, sample archival and disposal, and data interpretation.

iATL warrants the test results to be of a precision normal for the type and methodology employed for each sample submitted. iATL disclaims any other warrants, expressed or implied, including warranty of fitness for a particular purpose and warranty of merchantability. iATL accepts no legal responsibility for the purpose for which the client uses test results. Any analytical work performed must be governed by our Standard Terms and Conditions. Prices, methods and detection limits may be changed without notification. Please contact your Customer Service Representative for the most current information.

This confidential report relates only to those item(s) tested and does not represent an endorsement by NIST-NVLAP, AIHA LAP LLC, or any agency of local, state or province governments nor of any agency of the U.S. government.

This report shall not be reproduced except in full, without written approval of the laboratory.

### Information Pertinent to this Report:

#### Analysis by AAS Graphite Furnace:

- ASTM D3559-15D

#### Certification:

- NYS-DOH No. 11021

- NJDEP No. 03863

### Note: These methods are analytically equivalent to iATL's accredited method;

- USEPA 40CFR 141.11B

- USEPA 200.9 Pb, AAS-GF, RL <2 ppb/sample


- USEPA SW 846-7421 - Pb(AAS-GF, RL <2 ppb/sample)

Regulatory limit for lead in drinking water is 15.0 parts per billion as cited in EPA 40 CFR 141.11 National Primary Drinking Water Regulations, Subpart B: Maximum contaminant levels for inorganic chemicals.

All results are based on the samples as received at the lab. iATL assumes that appropriate sampling methods have been used and that the data upon which these results are based have been accurately supplied by the client.

Sample results are not corrected for contamination by field or analytical blanks.

PPB = Parts per billion. 1 µg/L = 1 ppb MDL = 0.24 PPB Reporting Limit (RL) = 1.0 PPB



## Chain of Custody

### Contact Information

Client Company: Partner Engineering and Science,  
Office Address: 929 Asbury Avenue  
City, State, Zip: Asbury Park, NJ 07712  
Fax Number:  
Email Address: arosaperez@partneresi.com

Project Number: 24-447445.1

Project Name: 2014 Jackson Board Administration Bldg

Primary Contact: Angelica Rosaperez

Office Phone:

Cell Phone: 732-403-5869

### Matrix:

Air ☐  
Water ☒

Soil ☐  
Paint ☐

Bulk ☐  
Surface Dust / Wipe ☐

Other ☐

### Analysis Method:

☐ PCM: NIOSH 7400  
☐ PCM: OSHA  
☐ PCM: TWA

☐ Total Dust: NIOSH 0500

☐ Total Dust: NIOSH 0600

☐ AAS: Lead in Air  
☒ AAS: Lead in Water  
☐ AAS: Lead in Paint  
☐ AAS: Lead Dust/Wipe  
☐ AAS: Lead in Soil  
☐ AAS: TCLP  
☐ AAS: Metals [Cd, Zn, Cr-circle]

### PLM Use Bulk Asbestos Sample Log

☐ PLM: Bulk Asbestos EPA 600  
☐ PLM: Point Counting 198.1  
☐ PLM: NOB via 198.6 (PLM only)  
☐ IF <1% by PLM, to TEM via 198.4

### IAQ Use Mold Sample Log

☐ IAQ: I Bioaerosol Fungal Spore Trap  
☐ IAQ: II Bioaerosol Fungal Spore  
☐ IAQ: Tape, Bulk, Misc. Qualitative  
☐ IAQ: Tape, Bulk, Misc. Quantitative  
☐ IAQ: Other Culturable ID<sub>2</sub>

☐ TEM: AHERA  
☐ TEM: NIOSH 7402  
☐ TEM: ISO 10312  
☐ TEM: ISO 13794  
☐ TEM: Wipe ASTM 6480  
☐ TEM: Microvac ASTM D5755  
☐ TEM: Microvac ASTM D5756  
☐ TEM: NOB 198.4  
☐ TEM: Bulk Analysis  
☐ TEM: Potable Water  
☐ TEM: Non-Potable Water  
☐ TEM: Other  
☐ Soil: Call for Available Methods

1- Requires ASTM acceptable material 2- Call to confirm TAT 3- Non-culturable 4- With Non-fungal Microscopic Exam

### Special Instructions: Method 200.9

Please HOLD all Flush samples (F). If the initial sample is above 15 ppb, please run the flush sample.

### Turnaround Time

Preliminary Results Requested Date:

Specific date / time

☐ Verbal ☒ Email ☐ Fax

☒ 10 Day ☐ 5 Day ☐ 3 Day ☐ 2 Day ☐ 1 Day\* ☐ 12 Hour\*\* ☐ 6 Hour\*\* ☐ RUSH\*\*

\* End of next business day unless otherwise specified. \*\* Matrix Dependent. \*\*\* Please notify the lab before shipping\*\*\*

### Shipping Method

☐ FedEx

☐ UPS

☐ USPS

☐ Other

### Chain of Custody

Relinquished (Name/Organization):

Received (Name / iATL):

Sample Login (Name / iATL):

Analyst (Name(s) / iATL):

QA/QC Review (Name / iATL):

Archived / Released:

QA/QC InterLAB Use:

Date: 2/10/2015

Date: 2/10/2015

Date: 2/10/2015

Date: 2/10/2015

Date: 2/10/2015

Date: 2/10/2015

Time: 11:48

Time: 11:48

Time: 11:48

Time: 11:48

Time: 11:48

Time: 11:48



9000 Commerce Parkway, Suite B • Mount Laurel, NJ 08054  
Phone: 877-428-4285/856-231-9449 • Fax: 856-231-9818

## Sample Log

—Environmental Lead—

Client: Aluminium Bldg. 151 Van Connor Blvd. Project: \_\_\_\_\_

Sampling Date/Time: 2/8/2015 1:45 PM

\* = Insufficient Sample Provided to Perform QC Reanalysis (<200mg)  
 \*\* = Insufficient Sample Provided to Analyze (<50mg) \*\*\* = Matrix / Substrate Interference Possible  
 PB = Method Requires the submission of blanks. ML = Multi Layered Sample. May result in inconsistent results.

These preliminary results are issued by IATL to expedite procedures by clients based upon the above data. IATL assumes that all of the sampling methods and data upon which these results are based, has been accurately supplied by the client. These results may not have been reviewed by the Laboratory Director. Final Certificate of Analysis will follow these preliminary results. The signed COA is to be considered the official results. All EPA, HUD, and NJDEP conditions apply.



---

CERTIFICATE OF ANALYSIS

---

Client: Partner Engineering and Science  
929 Asbury Ave  
Asbury Park NJ 07712

Client: PAR929

Report Date: 2/19/2025  
Report No.: 709691 - Lead Water  
Project: 2024 Jackson LIDW-Admin Bldg  
Project No.: 24-447445.1

**Disclaimers / Qualifiers:**

There may be some samples in this project that have a "NOTE:" associated with a sample result. We use added disclaimers or qualifiers to inform the client about something that requires further explanation. Here is a complete list with highlighted disclaimers pertinent to this project. For a full explanation of these and other disclaimers, please inquire at [customerservice@iatl.com](mailto:customerservice@iatl.com).

Matrix spiking is performed on each client batch to determine if interferences could impact results. When spike recoveries fall out of acceptable range matrix interference is suspected and samples are diluted until acceptable spike recovery can be achieved. Reporting limits will increase by the same degree as the dilution required.

Note: Sample dilution required due to matrix interference.

Water Sample Turbidity greater than 1.0 NTU does not meet Federal and NJ State Primary & Secondary Drinking Water Standards.

\* ASTM D3559 (D) calls for the addition of acid at the time of sampling. Unless so noted on the chain of custody by the client iATL acidifies samples to a pH of <2 at least 24 hours prior to analysis.

## APPENDIX C: SAMPLE LOCATION DIAGRAM

---

Administration Building  
151 Don Connor Blvd.  
Jackson, NJ 08527

